

Versi Pro 07 (GVP 07)

FEATURES




- 1 Each jaw's pivot group stays intact, allowing the use of a press-fit pin design for a stronger, more durable product and making jaw change-outs safe, easy and fast
- 2 Built with Weldox steel for the best combination of structural strength and wear durability
- 3 360° rotation comes standard with every Versi Pro
- 4 The innovative bracket system accommodates a skid steer quick plate or a mini excavator lug plate change-over in 10 minutes
- 5 Electric over hydraulic system allows for jaw open or close and rotation with one hydraulic circuit
- 6 Proprietary regeneration valve improves cycle time by up to 33% compared to standard hydraulic systems
- 7 Jaw change-outs in 10 minutes with the coupler-style connection system



Skid Steer Bracket

Mounting bracket option for skid steers features a traction grip to provide safe entry and exit for the operator



Shear Jaws

Cracker Jaws

Grapple Jaws

Wire Cutter Jaws

Patented pivot geometry creates peak power for piercing and cutting


Weld-on wear plate and piercing tip

Four-way indexable guide blades and primary blades provide four useable cutting edges



Patented pivot geometry creates peak power when jaws are fully open, where it's most needed to crush concrete

Open relief design allows concrete to pass through lower jaw



Recessed welds are protected from wear, increasing grapple life

Boxed-tine construction creates a very high strength and lightweight grapple – each tine will withstand the full breakout force of the carrier

Replaceable tine tips are abrasion-resistant

Inside radius matches that of a 55-gallon barrel




Bolt-on interchangeable cutting blades can be sharpened and are easily replaced

Curved jaw design gathers material deeper into the jaw for maximum cutting power

Unique self-tensioning pivot group maintains optimal blade clearance

For non-ferrous wire only



Metric Specs:

Model	Weight*	Jaw Opening	Jaw Depth	Reach**		Minimum Excavator Wt.	Minimum Excavator Wt.	Minimum Skid Steer Wt.
				w/Jaws Installed (mm)	Boom Mount (mt)			
Shear Jaws	(kg) 624	(mm) 292	(mm) 292	1,676	5	7	3	3
Cracker Jaws	628	368	330	1,727	5	7	3	3
Grapple Jaws	644	813	394	1,803	5	7	3	3
Wire Cutter Jaws	564	270	290	1,753	5	7	3	3

* Weight includes mounting bracket to attach to excavator.

** Distance is measured from the attachment mounting pivot (boom or stick) forward.

The stability of each lift class varies between OEM skid steer and mini excavator models. Please consult with your Genesis salesperson for recommended carrier models. Control packages are available for carriers less equipped.



1000 Genesis Drive, Superior, WI 54880
888-SHEAR-IT (743-2748) – Tel: 715.395.5252 – Fax: 715.395.5255
genesisattachments.com – info@genesisattachments.com